

# Electric submersible pumps SEMISOM

## for dirty water



### Performance characteristics 2 poles 50 Hz

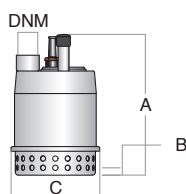
Single-Phase 230 V Three-Phase 400 V 50 Hz	Nominal		Max		450 V Cable			Solids passage ø	Flow									
	HP	KW	A 1~	A 3~	µF	m	DNM		m³/h	0	1,8	6	9	12	15	18	21	24
									Total manometric head in meters									
<b>Open Impeller</b>																		
<b>SEMINOX 155 C</b>	0,33	0,25	1,9		8	5	1"¼	10	7,6	6,8	4,2	1						
<b>SEMINOX 155 L C</b>	0,33	0,25	2		8	5	1"¼	20	6,5	5,9	4,2	2,4	0					
<b>SEMISOM 190 C/M/T</b>	0,5	0,37	2,5	1,2	10	5	1"¼	5	10,5	9,5	7	4	1					
<b>SEMISOM 320 C/M/T</b>	0,75	0,55	4,2	1,7	16	5	1"¼	13	11,5	11	9	7,5	5,5	3	0,5			
<b>SEMISOM 465 C/M/T</b>	1,5	1,1	7,3	2,7	20	5	2"	5	19	18,5	17,5	16,5	15,5	14	12	9,5	6,5	1

C : Single-phase with internal capacitor and float switch

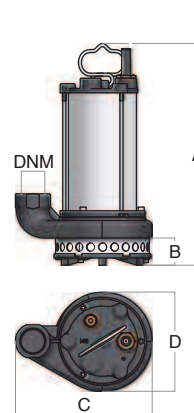
M : Single-phase with external capacitor with or without float switch

T : Three-phase with or without float switch

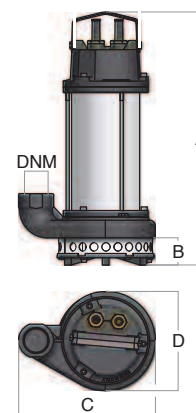
Type	Dimensions mm				Weight Kg
	A	B	C	D	
<b>Seminox 155 C</b>	273	20	167		4,6
<b>Seminox 155 L C</b>	304	45	167		5,0
<b>Semisom 190 C</b>	393	50	225	164	12,8
<b>Semisom 320 C</b>	418	50	225	164	14,9
<b>Semisom 465 C</b>	484	60	250	172	21,8
<b>Semisom 190 M/T</b>	335	50	225	164	10,8
<b>Semisom 320 M/T</b>	360	50	225	164	13,0
<b>Semisom 465 M/T</b>	440	60	250	172	19,5



**Seminox**



**Semisom**



**Semisom C**

### High head electric submersible pumps SEMISOM H



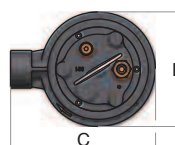
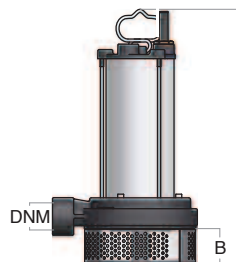
### Performance characteristics 2 poles 50 Hz

Single-Phase 230 V Three-Phase 400 V 50 Hz	Nominal		Max		450 V Cable			Solids passage ø	Flow									
	HP	KW	A 1~	A 3~	µF	m	DNM		m³/h	0	1,2	2,4	3,6	4,8	6			
									Total manometric head in meters									
<b>High Head Open Impeller</b>																		
<b>SEMISOM 130 H M/T</b>	1,5	1,1	7,6	2,9	25	5	1"½	5	30	29	26,5	23,5	19,5	15				

M : Single-phase with external capacitor with or without float switch

T : Three-phase with or without float switch

Type	Dimensions mm				Weight Kg
	A	B	C	D	
<b>Semisom 130 H M</b>	426	69	240	190	21,8
<b>Semisom 130 H T</b>	426	69	240	190	21,5



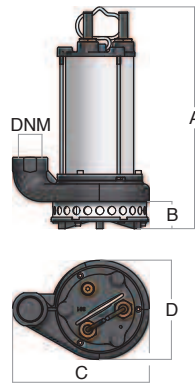
# Electric submersible pumps SEMISOM for dirty water



## Electric submersible pumps SEMISOM DC

### Performance characteristics 2800 rpm

Direct Current 24 V	Nominal		Max A	450 V Cable		Solids DNM passage ø	Flow							
	HP	KW		m	DNM		m³/h	l/min	0	1,8	6	9	12	15
							Total manometric head in meters							
<b>SEMISOM 190 DC</b>	0,5	0,37	24	5	1"¼	5	10,5	9,5	7	4	1			
<b>SEMISOM 320 DC</b>	0,75	0,55	28	5	1"¼	13	11,5	11	9	7,5	5,5	3	0,5	



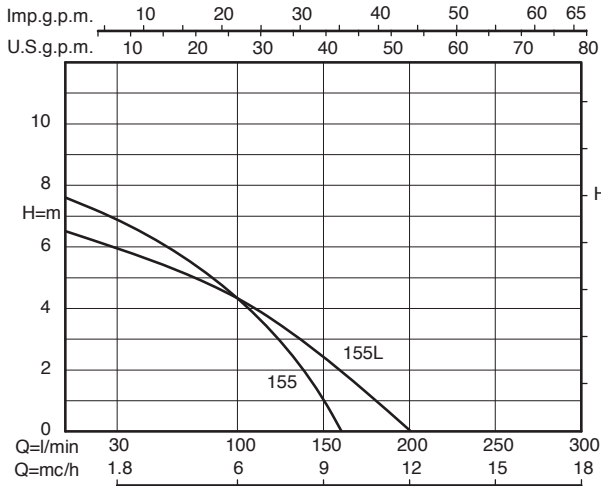
Type	Dimensions mm				Weight Kg
	A	B	C	D	
<b>Semisom 190 DC</b>	385	50	225	164	10,2
<b>Semisom 320 DC</b>	400	50	225	164	11,6

# Electric submersible pumps SEMISOM

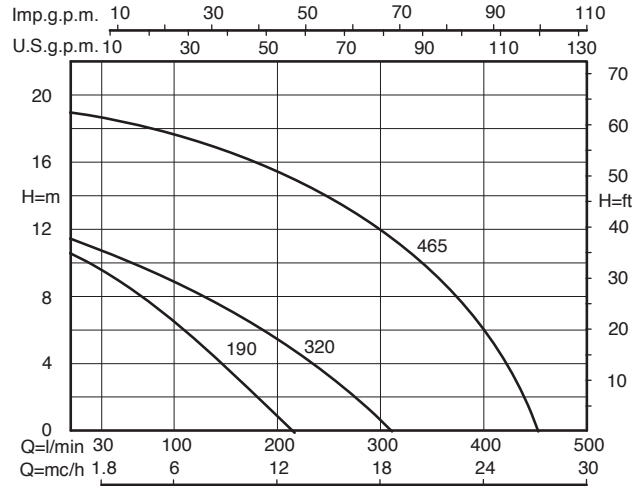
## for dirty water



### Seminox 155 - 155 L



### Semisom 190 - 320 - 465



### Semisom 130 H

